



# 2026 Air Force JROTC Open Drill Nationals

## Unarmed Division - Flight Regulation

CC Initials

School Name: «SchoolName»

Team Name: «TeamName»

«Team\_ID»

Head Judge #1

COMMANDER  
TOTAL

GRAND TOTAL

CMDR NAME: «FirstName» «LastName»

**BOLD UPPERCASE GREYED COMMANDS**

require a 5-second pause

Total points = 359	1	2	3	4	5	6	7
	POOR			AVG			EXCEL
1. Forward March (ENTER)*							
2. Report In (VERBAL)							
3. Parade Rest							
4. Attention							
5. PRESENT ARMS							
6. Order Arms							
7. COUNT OFF							
8. Right Face							
9. Close March							
10. Extend March							
11. Left Face							
12. Open Ranks March / Ready Fnt.							
13. CLOSE RANKS MARCH							
14. Left Step March / FLIGHT HALT							
15. Left Face							
16. Right Step March, (Flight Halt)							
17. About Face							
17a. Forward March							
18. Column Right March (Forward Mch)							
19. Column Right March (Forward Mch)							
20. Column Right March (Forward Mch)							
21. Left Flank March							
22. Right Flank March							
22a. FLIGHT HALT							
23. Column Left March (Forward Mch)							
24. Rear, March							
25. Rear, March							
26. Close March							
26a. Forward March							

	1	2	3	4	5	6	7
	POOR			AVG			EXCEL
27. Extend March							
27a. Forward March							
28. Column Left March (Forward Mch)							
29. Change Step March							
30. Mark Time March (5 seconds)							
30a. FLIGHT HALT							
30b. Forward March							
31. Column Left March (Forward Mch)							
32. Change Step March							
32a. FLIGHT HALT							
33. Column Left March (Forward Mch)							
34. Column 1/2 Left March							
35. Column 1/2 Left March							
36. Rear, March							
37. Rear, March							
37a. FLIGHT HALT							
37b. Forward March							
38. Eyes Right							
39. Ready Front							
40. Column Left March (Forward Mch)							
41. Half Step							
42. Forward March							
43. Column Left March (Forward Mch)							
44. Left Flank March							
45. Right Flank March							
45a. FLIGHT HALT							
46. Left Face							
47. Report Out (VERBAL)							
47a. Depart the Drill Floor **							

\* Forward March (Enter): Enter the drill floor together in a military fashion, front/center the unit, 3 paces from HJ to C/CMDR, 3 paces from c/CDR to the unit.

\*\* Cadet Commander will VERBALLY report out and then command the unit to depart the drill floor in a precision military fashion (floor departure is unscored).


<b>PENALTIES</b> (list number of occurrences)		<b>CADET CDR SCORE (1-100)</b>	
____ Boundary Violations (-10ea) Uneven/Poor Cadence:		Technical Impression...(0-15) ____ (adherence to service/meet regulations)	
____ Incorrect Commands (-5 ea) ____ Minor (-20)/Major (-50)		Precision Impression...(0-15) ____ (overall precision displayed by unit)	
____ Pause Violations (-5 ea) ____ Minor (-20)/Major (-50)		<b>PAGE TOTAL</b>	
Specify Issue:		Penalty Box – 25 points per cadet: (8 to 12 cadets + C/Cmdr. Required) <b>ONE CADET -25 TWO CADETS -50</b> C/Cdr. Initials:	
Total Penalties			

Judge's Name: \_\_\_\_\_

Notes:

Common: AL-Alignment / DAC-Dress/Alignment/Cover / OS-Out of Step/

DA Rifle Angles / IE Improper Execution / SM Secondary Movement / D



# 2026 Air Force JROTC Open Drill Nationals

## Unarmed Division - Flight Regulation

School Name: «SchoolName»  
 Team Name: «TeamName»  
 «Team\_ID»

A 5-second pause should be maintained after **executing all BOLD UPPERCASE COMMANDS**

Judge #2

Total points = 359	1	2	3	4	5	6	7
	POOR			AVG			EXCEL
1. Forward March (ENTER)*							
2. Report In (VERBAL)							
3. Parade Rest							
4. Attention							
<b>5. PRESENT ARMS</b>							
6. Order Arms							
<b>7. COUNT OFF</b>							
8. Right Face							
9. Close March							
10. Extend March							
11. Left Face							
12. Open Ranks March / Ready Fnt.							
<b>13. CLOSE RANKS MARCH</b>							
14. Left Step March / <b>FLIGHT HALT</b>							
15. Left Face							
16. Right Step March, (Flight Halt)							
17. About Face							
17a. Forward March							
18. Column Right March (Forward Mch)							
19. Column Right March (Forward Mch)							
20. Column Right March (Forward Mch)							
21. Left Flank March							
22. Right Flank March							
<b>22a. FLIGHT HALT</b>							
23. Column Left March (Forward Mch)							
24. Rear, March							
25. Rear, March							
26. Close March							
26a. Forward March							

	1	2	3	4	5	6	7
	POOR			AVG			EXCEL
27. Extend March							
27a. Forward March							
28. Column Left March (Forward Mch)							
29. Change Step March							
30. Mark Time March (5 seconds)							
<b>30a. FLIGHT HALT</b>							
30b. Forward March							
31. Column Left March (Forward Mch)							
32. Change Step March							
<b>32a. FLIGHT HALT</b>							
33. Column Left March (Forward Mch)							
34. Column 1/2 Left March							
35. Column 1/2 Left March							
36. Rear, March							
37. Rear, March							
<b>37a. FLIGHT HALT</b>							
37b. Forward March							
38. Eyes Right							
39. Ready Front							
40. Column Left March (Forward Mch)							
41. Half Step							
42. Forward March							
43. Column Left Match (Forward Mch)							
44. Left Flank March							
45. Right Flank March							
<b>45a. FLIGHT HALT</b>							
46. Left Face							
47. Report Out (VERBAL)							
47a. Depart the Drill Floor **							

\* Forward March (Enter): Enter the drill floor together in a military fashion, front/center the unit, 3 paces from HJ to C/CMDR, 3 paces from c/CDR to the unit.


\*\* Cadet Commander will VERBALLY report out and then command the unit to depart the drill floor in a precision military fashion (floor departure is unscored).

Common: **AL**-Alignment / **DAC**-Dress/Alignment/Cover / **OS**-Out of Step/  
**DA** Rifle Angles / **IE** Improper Execution / **SM** Secondary Movement / **D**

Judge's Name: \_\_\_\_\_  
 Notes:

CADET CDR  
 SCORE (1-100)

Technical Impression...(0-15) \_\_\_\_\_  
 (adherence to service/meet regulations)  
 Precision Impression...(0-15) \_\_\_\_\_  
 (overall precision displayed by unit)



# 2026 Air Force JROTC Open Drill Nationals

## Unarmed Division - Flight Regulation

School Name: «SchoolName»  
 Team Name: «TeamName»  
 «Team\_ID»

A 5-second pause should be maintained after **executing all BOLD UPPERCASE COMMANDS**

Judge #3

Total points = 359	1	2	3	4	5	6	7
	POOR			AVG			EXCEL
1. Forward March (ENTER)*							
2. Report In (VERBAL)							
3. Parade Rest							
4. Attention							
<b>5. PRESENT ARMS</b>							
6. Order Arms							
<b>7. COUNT OFF</b>							
8. Right Face							
9. Close March							
10. Extend March							
11. Left Face							
12. Open Ranks March / Ready Fnt.							
<b>13. CLOSE RANKS MARCH</b>							
14. Left Step March / <b>FLIGHT HALT</b>							
15. Left Face							
16. Right Step March, (Flight Halt)							
17. About Face							
17a.Forward March							
18. Column Right March (Forward Mch)							
19. Column Right March (Forward Mch)							
20. Column Right March (Forward Mch)							
21. Left Flank March							
22. Right Flank March							
<b>22a.FLIGHT HALT</b>							
23. Column Left March (Forward Mch)							
24. Rear, March							
25. Rear, March							
26. Close March							
26a.Forward March							

	1	2	3	4	5	6	7
	POOR			AVG			EXCEL
27. Extend March							
27a.Forward March							
28. Column Left March (Forward Mch)							
29. Change Step March							
30. Mark Time March (5 seconds)							
<b>30a. FLIGHT HALT</b>							
30b.Forward March							
31. Column Left March (Forward Mch)							
32. Change Step March							
<b>32a. FLIGHT HALT</b>							
33. Column Left March (Forward Mch)							
34. Column 1/2 Left March							
35. Column 1/2 Left March							
36. Rear, March							
37. Rear, March							
<b>37a. FLIGHT HALT</b>							
37b. Forward March							
38. Eyes Right							
39. Ready Front							
40. Column Left March (Forward Mch)							
41. Half Step							
42. Forward March							
43. Column Left Match (Forward Mch)							
44. Left Flank March							
45. Right Flank March							
<b>45a.FLIGHT HALT</b>							
46. Left Face							
47. Report Out (VERBAL)							
47a. Depart the Drill Floor **							

\* Forward March (Enter):Enter the drill floor together in a military fashion, front/center the unit, 3 paces from HJ to C/CMDR, 3 paces from c/CDR to the unit.

\*\*Cadet Commander will VERBALLY report out and then command the unit to depart the drill floor in a precision military fashion (floor departure is unscored).

Common: AL-Alignment / DAC-Dress/Alignment/Cover / OS-Out of Step/  
DA Rifle Angles / IE Improper Execution / SA Secondary Movement / P


CADET CDR  
SCORE (1-100)

Technical Impression...(0-15) \_\_\_\_\_  
 (adherence to service/meet regulations)

Precision Impression...(0-15) \_\_\_\_\_  
 (overall precision displayed by unit)

Judge's Name: \_\_\_\_\_

Notes:



# 2026 Air Force JROTC Open Drill Nationals

## Unarmed Division - Flight Regulation

School Name: «SchoolName»  
 Team Name: «TeamName»  
 «Team\_ID»

A 5-second pause should be maintained after **executing all BOLD UPPERCASE COMMANDS**

Judge # 4

Total points = 359	1	2	3	4	5	6	7
	POOR			AVG			EXCEL
1. Forward March (ENTER)*							
2. Report In (VERBAL)							
3. Parade Rest							
4. Attention							
<b>5. PRESENT ARMS</b>							
6. Order Arms							
<b>7. COUNT OFF</b>							
8. Right Face							
9. Close March							
10. Extend March							
11. Left Face							
12. Open Ranks March / Ready Fnt.							
<b>13. CLOSE RANKS MARCH</b>							
14. Left Step March / <b>FLIGHT HALT</b>							
15. Left Face							
16. Right Step March, (Flight Halt)							
17. About Face							
17a.Forward March							
18. Column Right March (Forward Mch)							
19. Column Right March (Forward Mch)							
20. Column Right March (Forward Mch)							
21. Left Flank March							
22. Right Flank March							
<b>22a.FLIGHT HALT</b>							
23. Column Left March (Forward Mch)							
24. Rear, March							
25. Rear, March							
26. Close March							
26a.Forward March							

	1	2	3	4	5	6	7
	POOR			AVG			EXCEL
27. Extend March							
27a.Forward March							
28. Column Left March (Forward Mch)							
29. Change Step March							
30. Mark Time March (5 seconds)							
<b>30a. FLIGHT HALT</b>							
30b.Forward March							
31. Column Left March (Forward Mch)							
32. Change Step March							
<b>32a. FLIGHT HALT</b>							
33. Column Left March (Forward Mch)							
34. Column 1/2 Left March							
35. Column 1/2 Left March							
36. Rear, March							
37. Rear, March							
<b>37a. FLIGHT HALT</b>							
37b. Forward March							
38. Eyes Right							
39. Ready Front							
40. Column Left March (Forward Mch)							
41. Half Step							
42. Forward March							
43. Column Left Match (Forward Mch)							
44. Left Flank March							
45. Right Flank March							
<b>45a.FLIGHT HALT</b>							
46. Left Face							
47. Report Out (VERBAL)							
47a. Depart the Drill Floor **							

\* Forward March (Enter):Enter the drill floor together in a military fashion, front/center the unit, 3 paces from HJ to C/CMDR, 3 paces from c/CDR to the unit.

\*\*Cadet Commander will VERBALLY report out and then command the unit to depart the drill floor in a precision military fashion (floor departure is unscored).

Common: **AL**-Alignment / **DAC**-Dress/Alignment/Cover / **OS**-Out of Step/  
**PA** Rifle Angles / **IE** Improper Execution / **SM** Secondary Movement / **P**

CADET CDR  
SCORE (1-100)

Technical Impression...(0-15) \_\_\_\_\_  
 (adherence to service/meet regulations)  
 Precision Impression...(0-15) \_\_\_\_\_  
 (overall precision displayed by unit)

Judge's Name: \_\_\_\_\_  
 Notes: